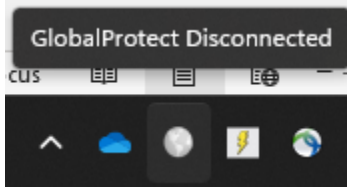


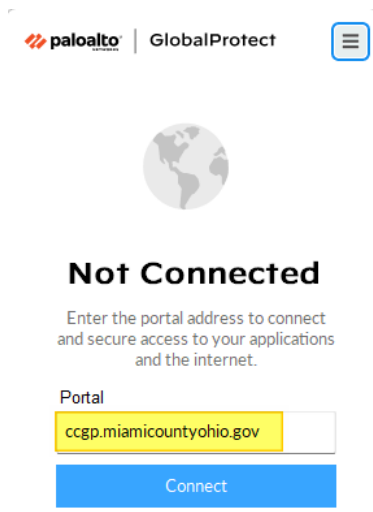
GlobalProtect is a VPN solution offered by Palo Alto. It functions like the Cisco AnyConnect client.

After Installation, you will notice a small grey globe in your taskbar. Clicking this icon will launch the application.

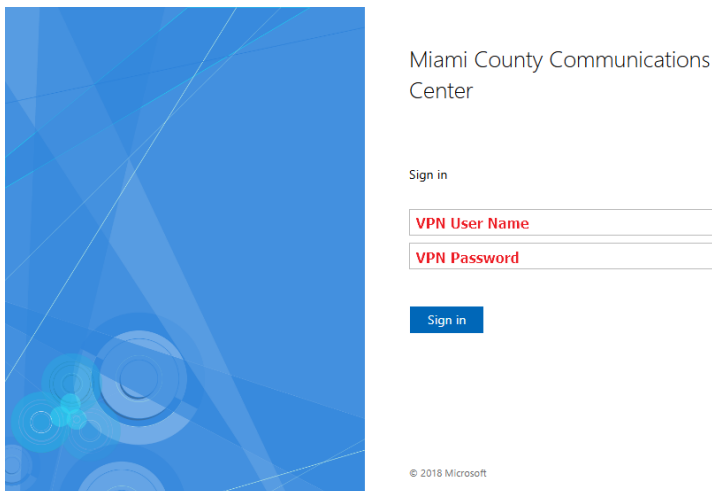


Ensure **ccgp.miamicountyohio.gov** is entered into the Portal line.

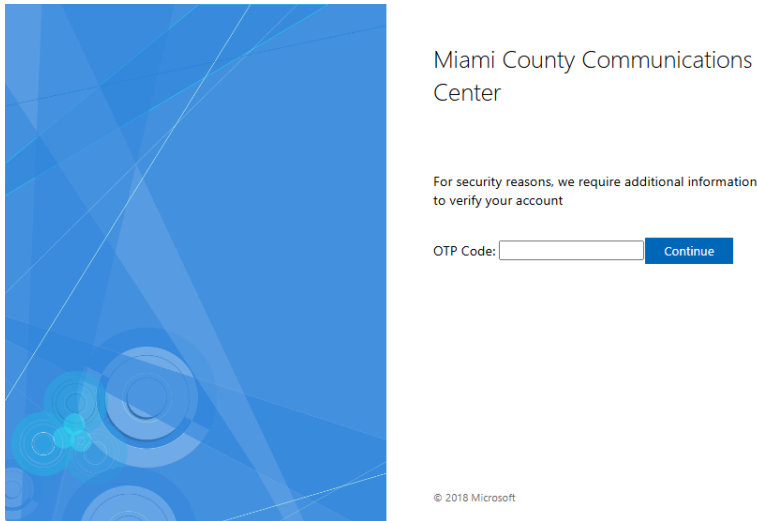
ccgp (Communication Center Global Protect)



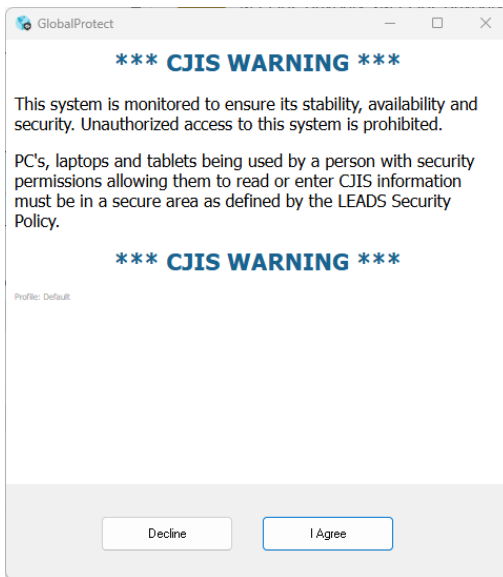
Clicking Connect will bring up the sign-on page. Enter your VPN Username and Password (the same credentials you signed into AnyConnect with).



Once MFA is enabled, insert your Yubikey hardware token in an available USB slot. Make sure the cursor is in the OTP Code field and press the button on your token. This will enter your MFA credentials.



Acknowledge the CJIS warning



You will know you are connected when the globe in the taskbar is blue. Hovering your cursor over this icon will show "GlobalProtect Connected"

