

Copy Permalink

How to uninstall the Flex client

Article metadata.

This article was created Created on: 2022-11-07 06:20:32

This article was updated• Updated on: 2025-03-21 15:18:51

This article has 215 views. • 215 Views

Product Categories

- Tier 1: Public Safety Applications
- Tier 2: Flex

Visible to

- Guest
- Customer
- Internal
- Partner

Template level External Article ID

KBA00021048

Issue

Often, simply reinstalling the Flex software can fix many issues. It is preferred to use a registry cleaning tool along with the uninstall of the software to ensure a clean installation. Applications such as Revo Uninstaller can assist with this. Below you will find a step-by-step guide to uninstall and then reinstall your Flex client.

Resolution

Uninstalling the Flex client:

1. Download **Revo Uninstaller** [HERE](#) (choose Freeware download)
2. Install the **Revo Uninstaller** with traditional settings
3. Open **Revo Uninstaller**
4. Select the program you wish to uninstall by right-clicking on it (in this case, the Flex client)
5. Select **Uninstall** from the drop-down menu

Revo Uninstaller 2.1.1

Uninstaller Windows Apps Tools Hunter Mode Options Change or Repair Uninstall Revo Uninstaller View Help Upgrade to Pro-\$14.99

Search Search by: Name

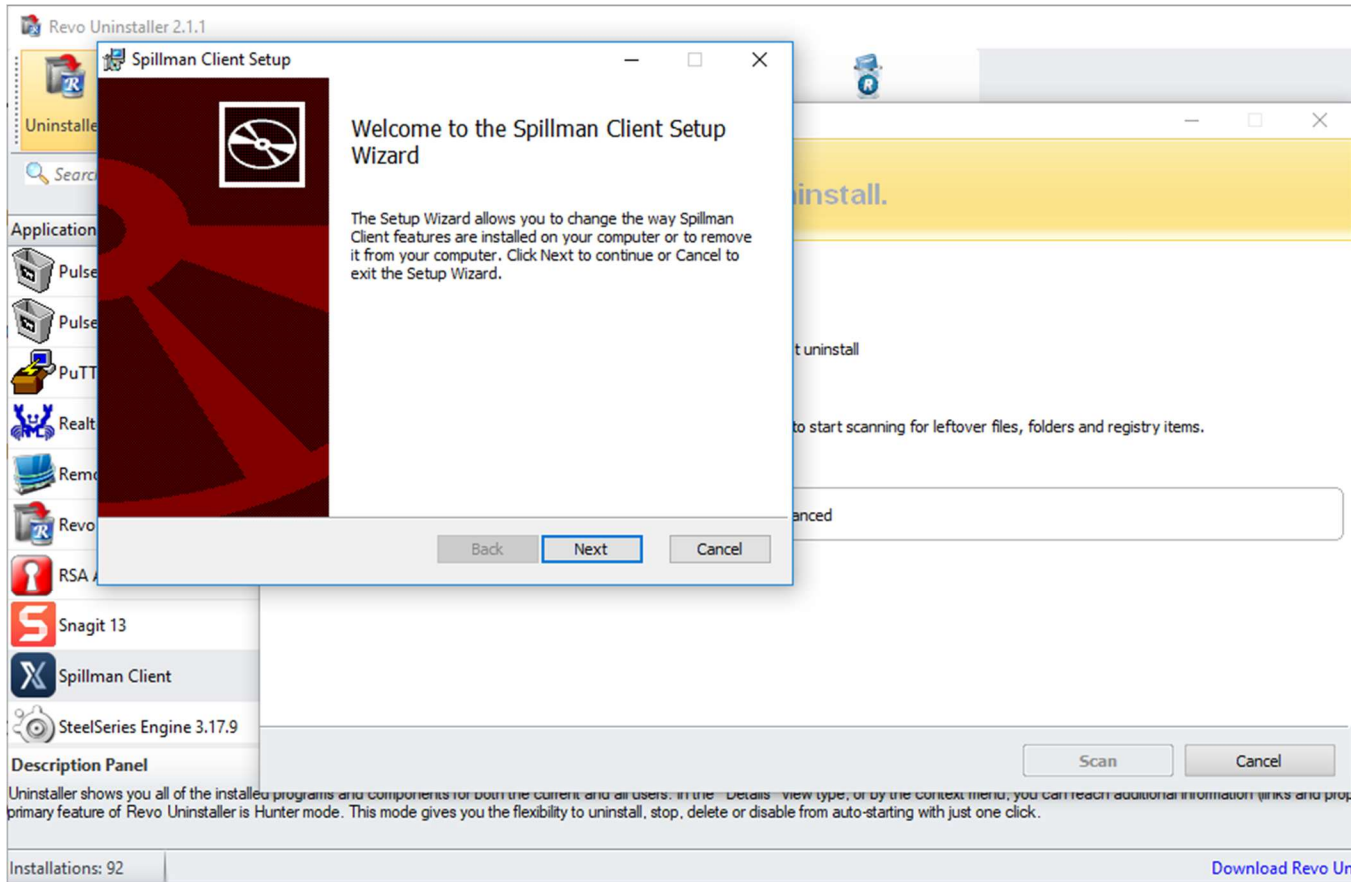
Application	Size	Version	Type	Install Date	Company	Website
Pulse Secure Setup Client 64-bit Activex Control	0 KB	2.1.1.1	64-bit	6/20/2018	Pulse Secure, LLC	
Pulse Secure Setup Client Activex Control	0 KB	2.1.1.1	32-bit	6/20/2018	Pulse Secure, LLC	
PuTTY release 0.70 (64-bit)	7.21 MB	0.70.0.0	64-bit	10/11/2017	Simon Tatham	
Realtek Card Reader	17.51 MB	10.0.370.148	32-bit	10/11/2017	Realtek Semiconductor C...	http://www.realtek.com.t
Remote Desktop Manager	439.16 MB	12.0.8.0	32-bit	1/31/2018	Devolutions inc.	http://forum.devolutions.
Revo Uninstaller 2.1.1	21.56 MB	2.1.1	64-bit	12/27/2019	VS Revo Group, Ltd.	https://www.revouninstal
RSA Authentication Agent	157.00 MB	7.4.2.122	64-bit	1/11/2019	RSA	http://www.rsa.com/sup..
Snagit 13	391.14 MB	13.1.7	32-bit	9/25/2019	TechSmith Corporation	http://support.techsmith..
Spillman Client	795.53 MB	6.3.801	32-bit	6/25/2020	Spillman Technologies, Inc.	
SteelSeries Engine 3.17.9	277.54 MB	3.17.9	64-bit	6/12/2020	SteelSeries ApS	

Description Panel

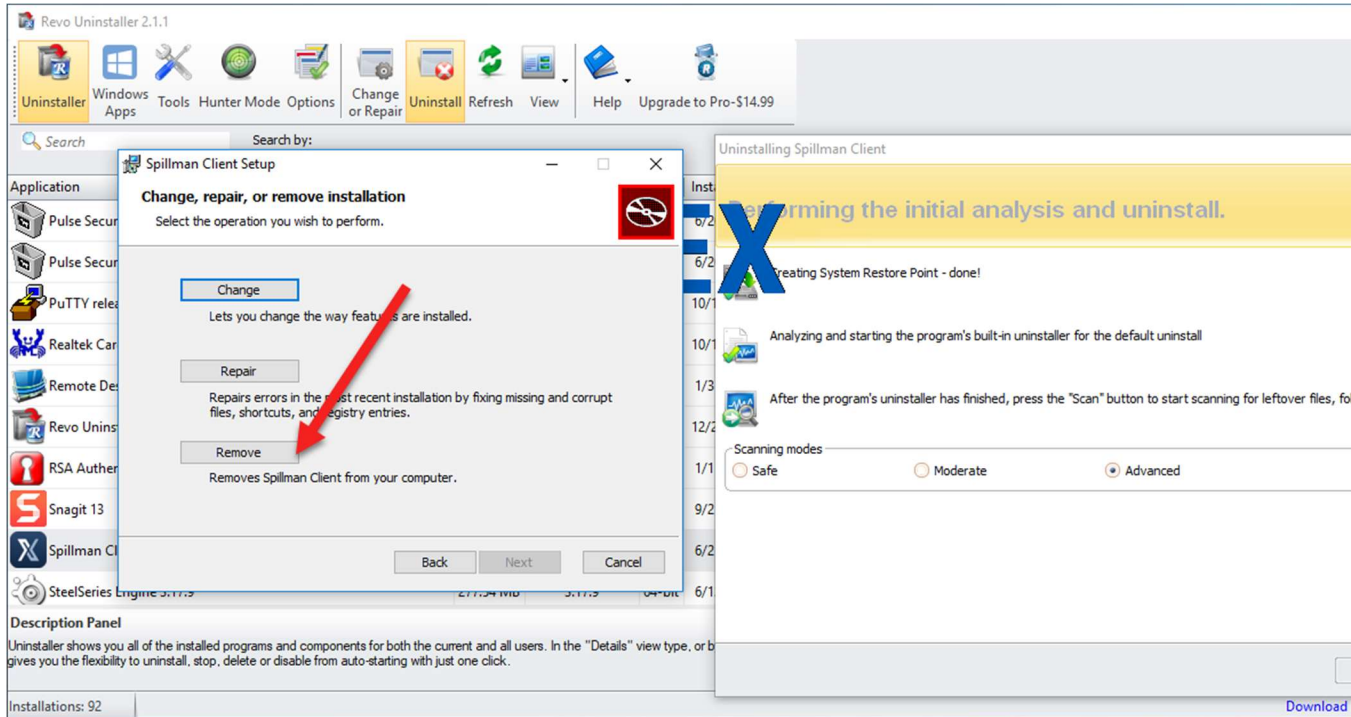
Uninstaller shows you all of the installed programs and components for both the current and all users. In the "Details" view type, or by the context menu, you can reach additional information (links and properties). The primary feature of Revo Uninstaller is Hunter mode. This mode gives you the flexibility to uninstall, stop, delete or disable from auto-starting with just one click.

Installations: 92 [Download Revo Un](#)

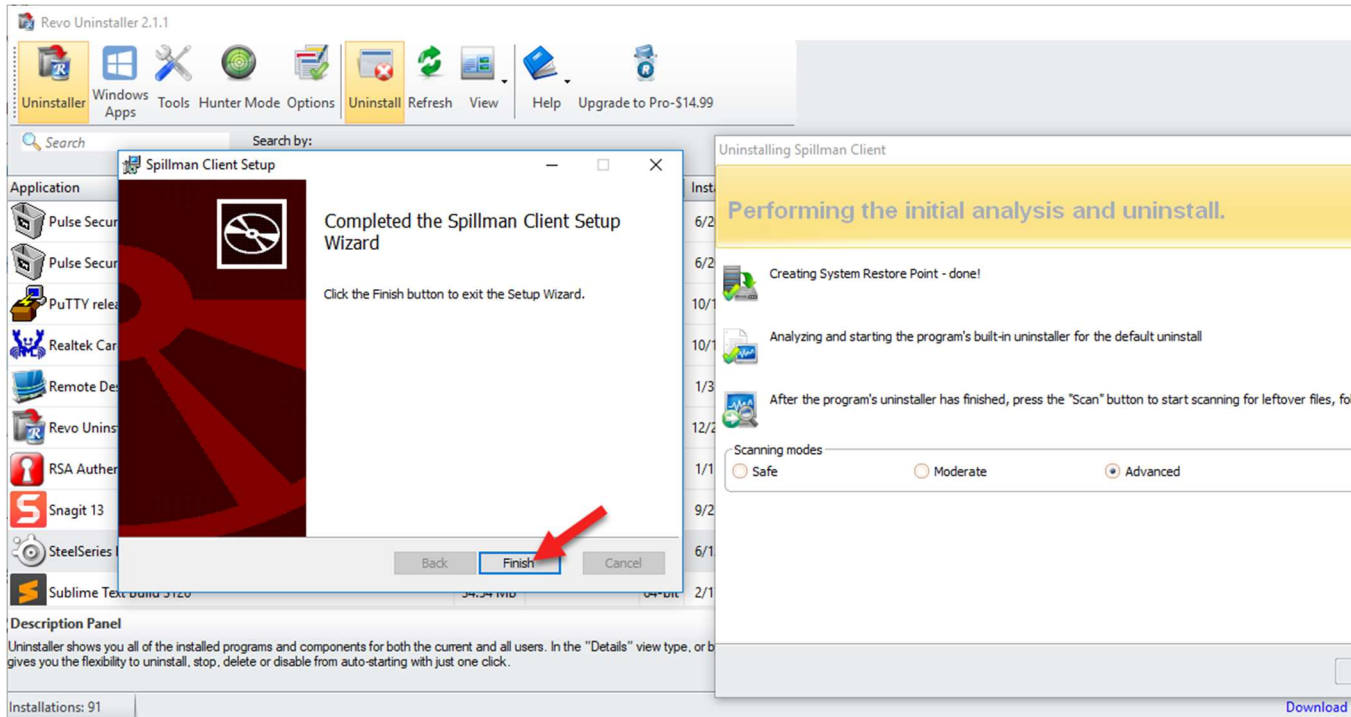
6. Select **Yes** when you are prompted if you want to uninstall the selected program and click **Next**



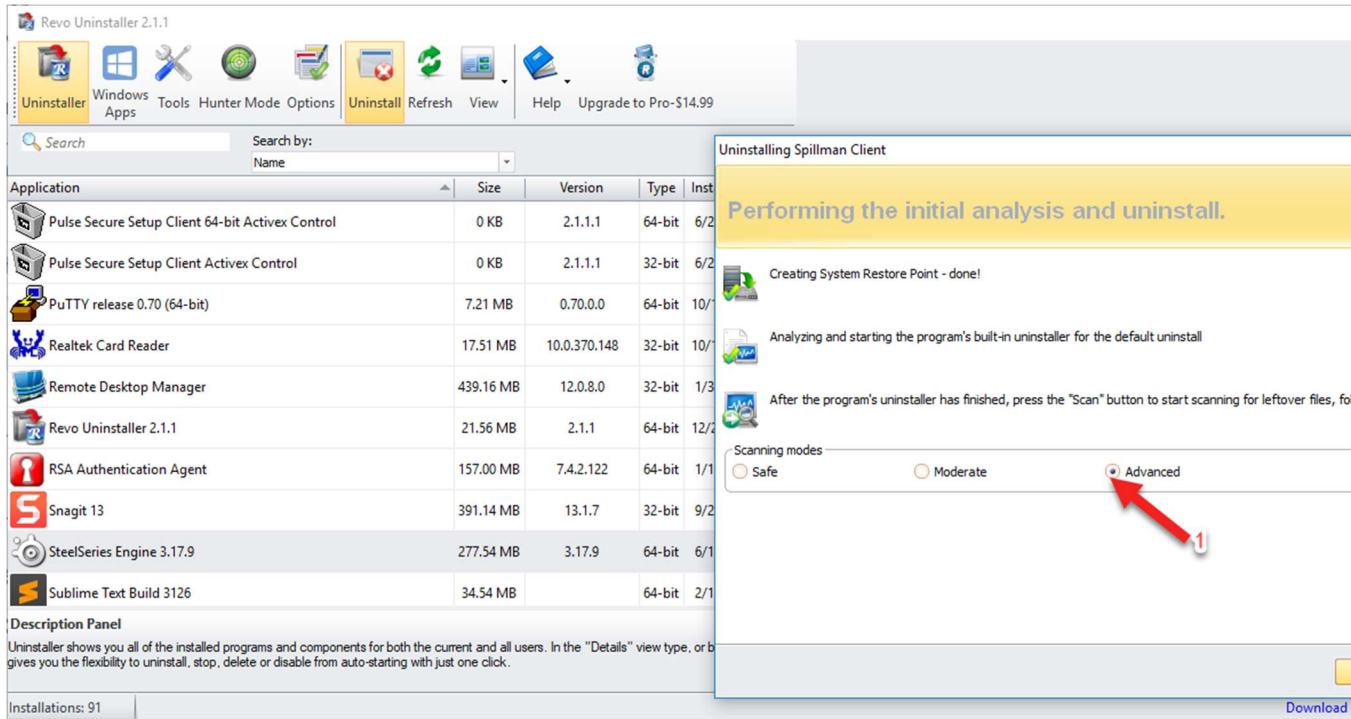
7. Click Remove



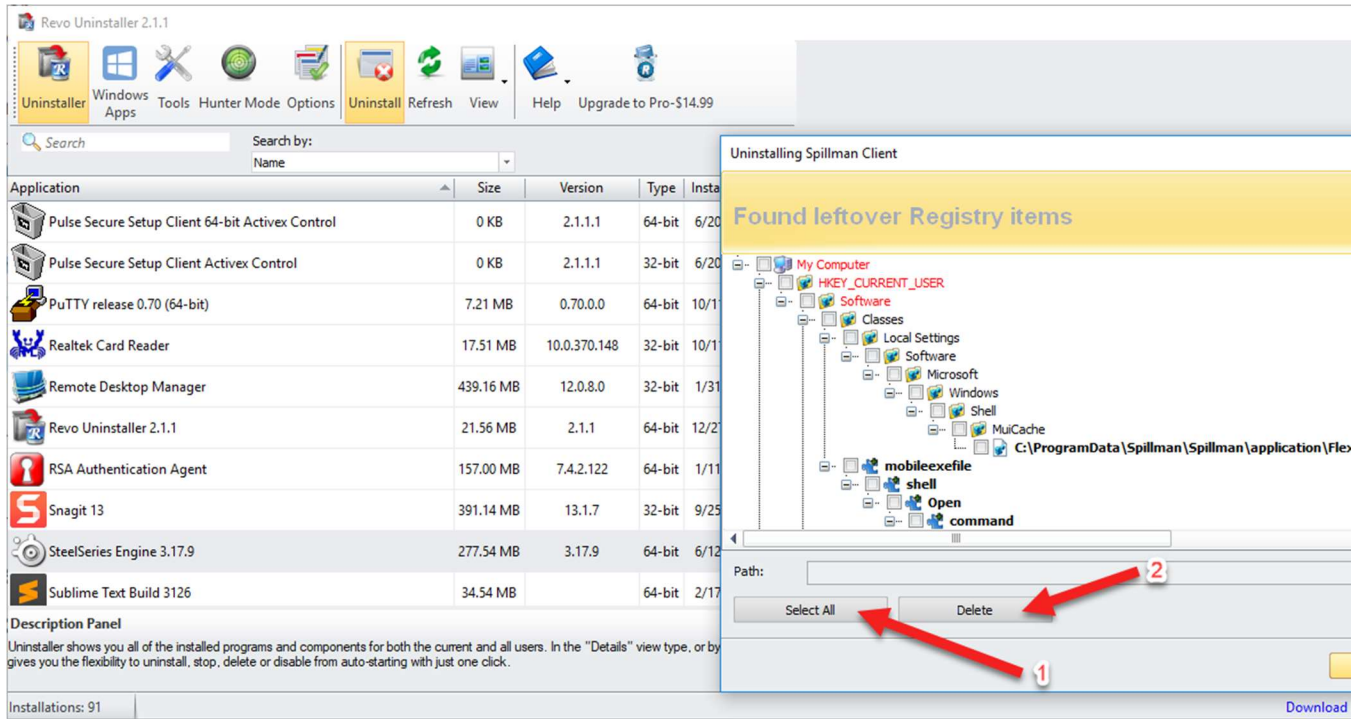
8. Click **Finish**



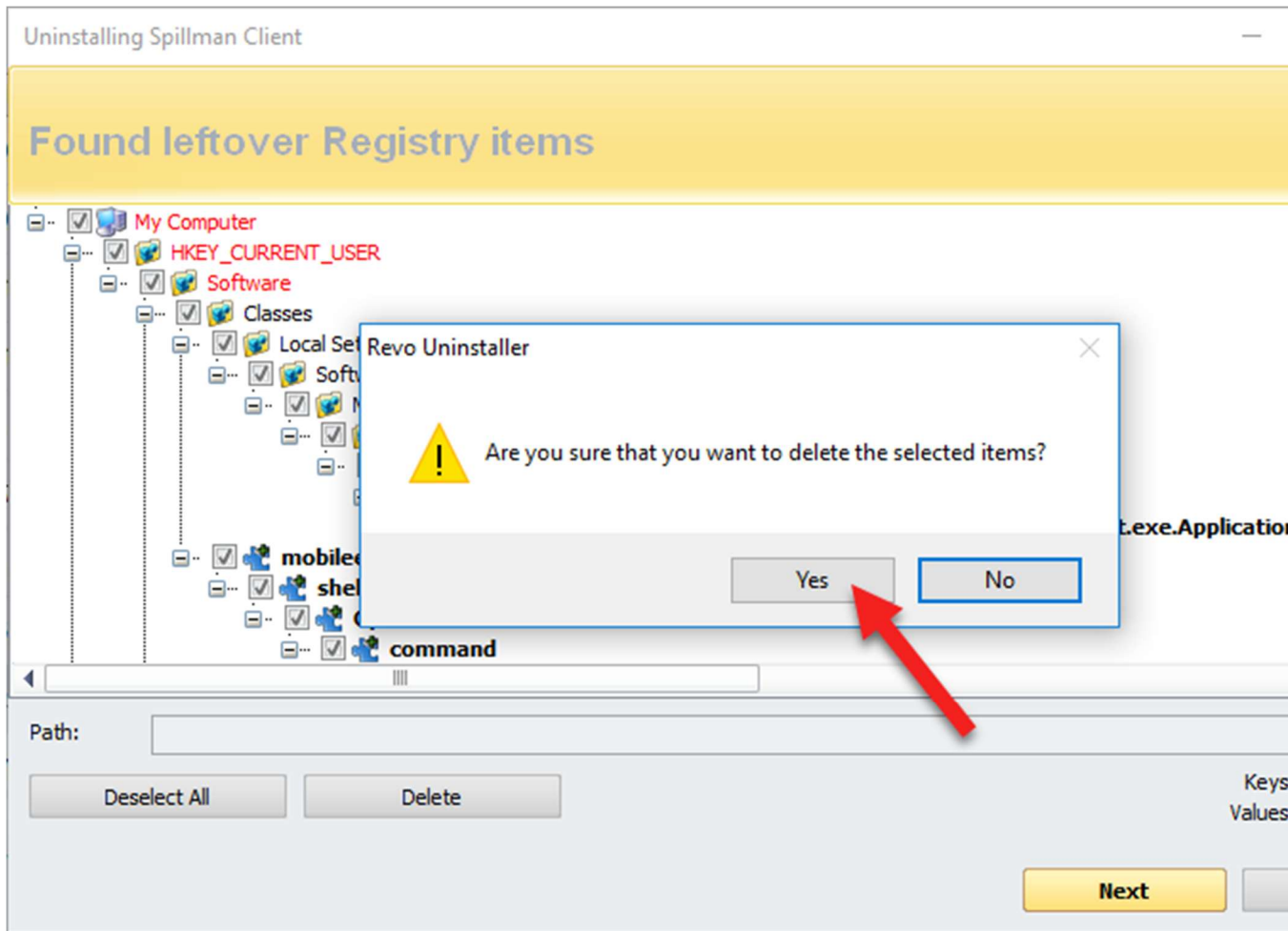
9. Select **Advanced** to scan for all leftovers, then click **Scan**



10. Click **Select All** to select the leftovers found in the registry, then click **Delete** to delete the leftovers found in the registry



11. Click **Yes** when prompted to delete the selection items

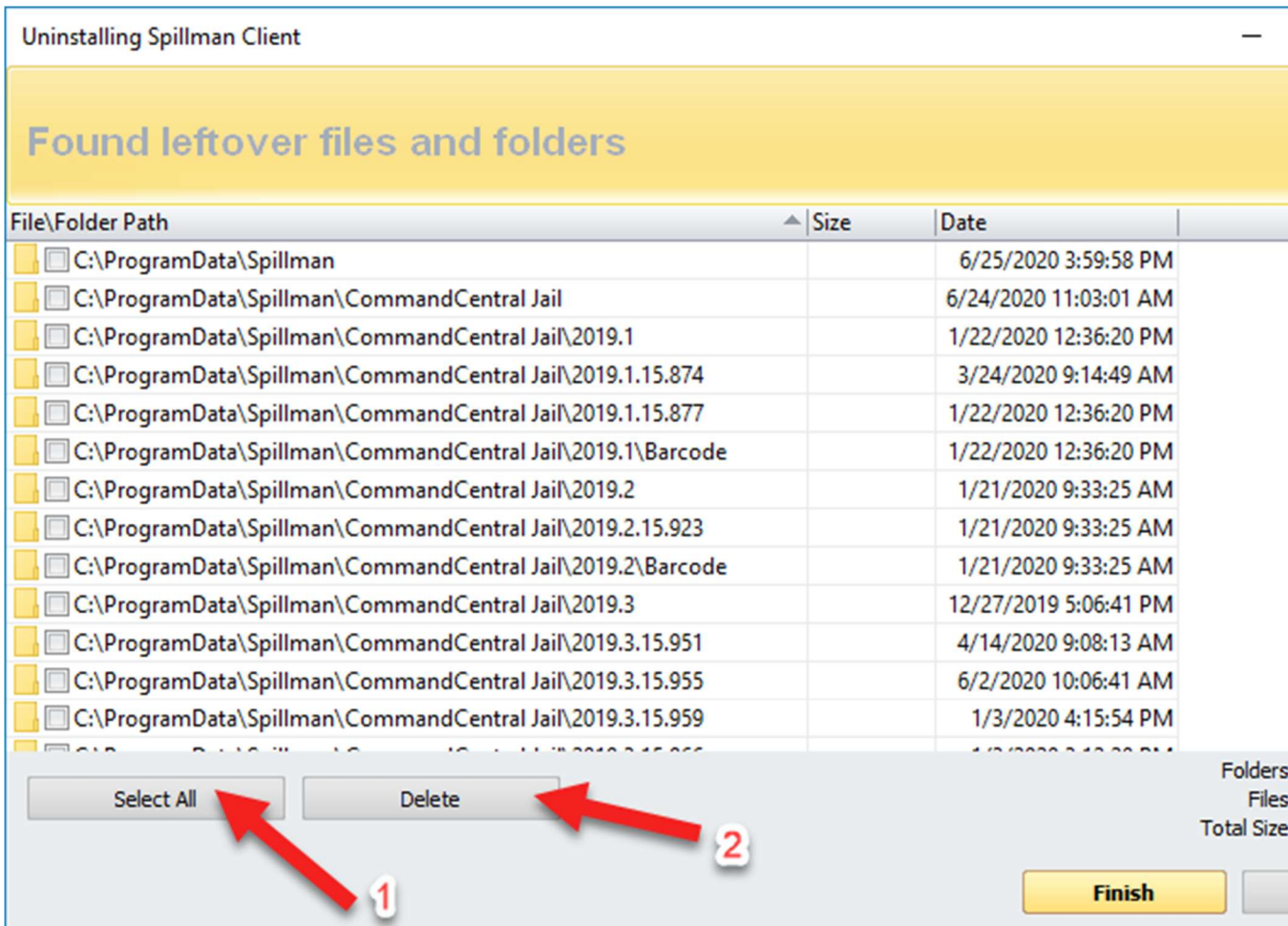


12. Repeat steps **10** and **11** if there are more leftovers found. When there are no more leftovers, click **Finish**

Uninstalling Spillman Client

Found leftover files and folders

File\Folder Path	Size	Date
<input type="checkbox"/> C:\ProgramData\Spillman		6/25/2020 3:59:58 PM
<input type="checkbox"/> C:\ProgramData\Spillman\CommandCentral Jail		6/24/2020 11:03:01 AM
<input type="checkbox"/> C:\ProgramData\Spillman\CommandCentral Jail\2019.1		1/22/2020 12:36:20 PM
<input type="checkbox"/> C:\ProgramData\Spillman\CommandCentral Jail\2019.1.15.874		3/24/2020 9:14:49 AM
<input type="checkbox"/> C:\ProgramData\Spillman\CommandCentral Jail\2019.1.15.877		1/22/2020 12:36:20 PM
<input type="checkbox"/> C:\ProgramData\Spillman\CommandCentral Jail\2019.1\Barcode		1/22/2020 12:36:20 PM
<input type="checkbox"/> C:\ProgramData\Spillman\CommandCentral Jail\2019.2		1/21/2020 9:33:25 AM
<input type="checkbox"/> C:\ProgramData\Spillman\CommandCentral Jail\2019.2.15.923		1/21/2020 9:33:25 AM
<input type="checkbox"/> C:\ProgramData\Spillman\CommandCentral Jail\2019.2\Barcode		1/21/2020 9:33:25 AM
<input type="checkbox"/> C:\ProgramData\Spillman\CommandCentral Jail\2019.3		12/27/2019 5:06:41 PM
<input type="checkbox"/> C:\ProgramData\Spillman\CommandCentral Jail\2019.3.15.951		4/14/2020 9:08:13 AM
<input type="checkbox"/> C:\ProgramData\Spillman\CommandCentral Jail\2019.3.15.955		6/2/2020 10:06:41 AM
<input type="checkbox"/> C:\ProgramData\Spillman\CommandCentral Jail\2019.3.15.959		1/3/2020 4:15:54 PM



13. You are now done uninstalling the Flex client